

Features and Benefits

Voice+Content at the push of a button – Share any type of visual content on your computer screen simply by dialing your Polycom conference phone. Compatible with all Polycom wired, analog conference phones.

Start your meeting on time every time – Instant content sharing without wasting time on downloading applications, uploading documents, advance scheduling and user training. Anyone can use it!
Content Security - Keep complete control over your document. AES (Advanced Encryption Standard) media encryption on QSX to QSX calls and secure login for Web browser access ensure content is protected.

Multi-point capability – Each QSX session can support up to 15 sites - five QSX sites and ten sites via a standard Web browser. Only one QSX is needed to share content with remote participants who have access to a Web browser. Network Address Translation (NAT) configuration option for Web viewers is available. On QSX to QSX calls, any QSX site can become the presenter simply by pressing the share button on their local QSX. It's that easy!

Cost effective – Avoid on-going monthly service charges. QSX provides unlimited content sharing with a quick ROI in just a few months.

Fast setup, flexible management – Typical one-time set up takes less than 30 minutes. Plug-and-play installation with existing Polycom conference phones and any VGA projector. Multiple privacy and access options.

How the Content Call Connects

A. Dial into conference call as usual

B. QSX to QSX IP Connection happens automatically

1. Exchange IP addresses over POTS line
2. One QSX assumes MCU role for the meeting
3. QSX1 and QSX2 connect via H.323 at the IP address of the designated MCU
4. Info screen shows connected meeting participants.

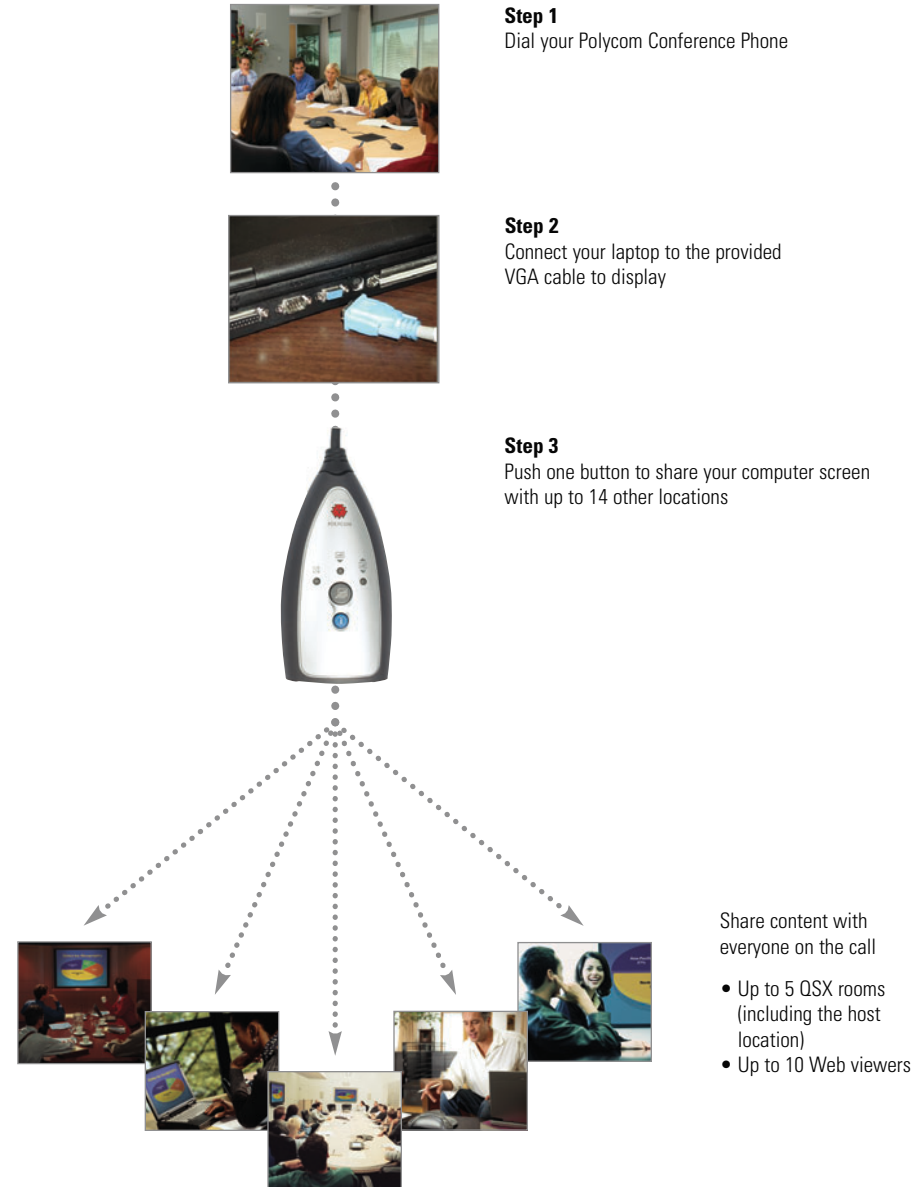
Note: Additional QSX units that join the meeting automatically connect to the MCU in the same fashion.

C. Press button to share content

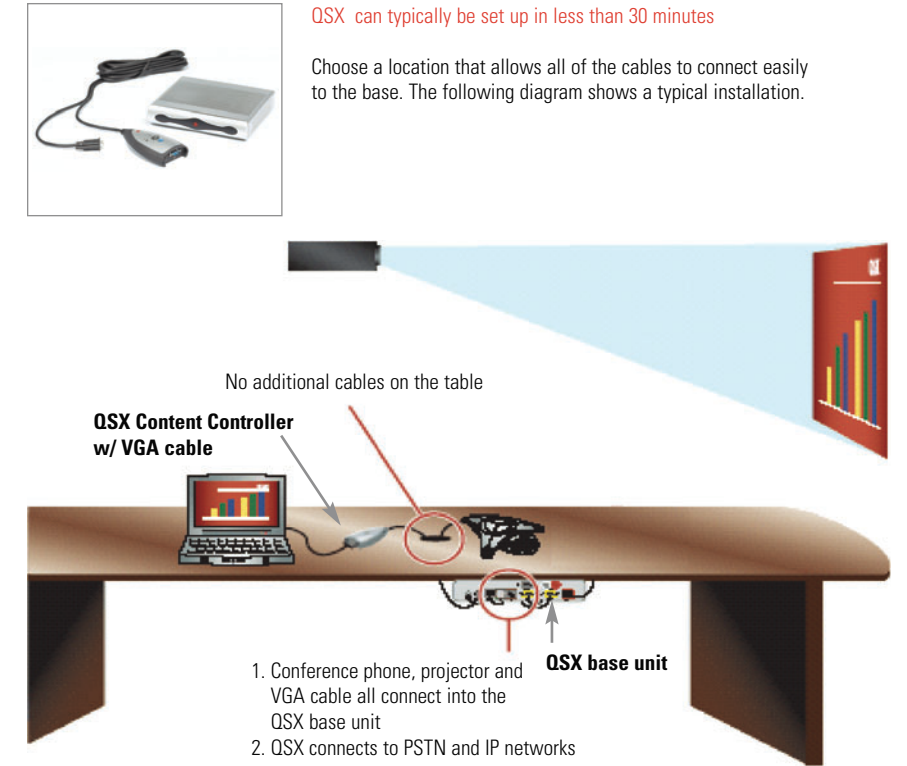
D. Web viewers can login to Web site as soon as audio call is established

1. QSX user presses info button
2. Meeting Web address and meeting password appear on screen
3. Communicate info to remote computer participants over phone line
4. Remote participants login to IP address through standard browser
5. Web viewers enter password to connect

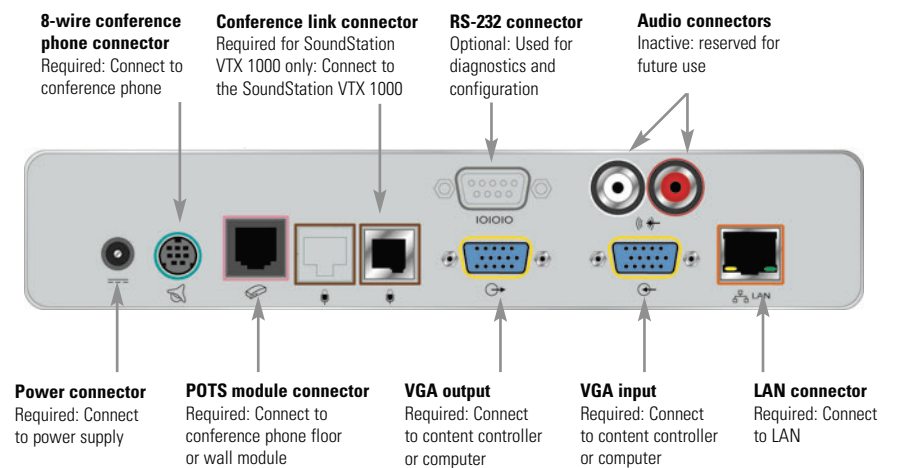
How It Works



Installation



QSX Back Panel (9"L x 6" D x 2" H)



Ideal for everyday group meetings!

Qsx is a complement to ordinary Web conferencing. It is ideal for everyday group meetings. Please see below for the differences between the Polycom Qsx and Web conferencing.

	Typical Web Conferencing (Service)	Polycom QSX	Benefits of Using QSX
Deployment			
Service fees, license management, external service certification	■		No service fees
Fully secure deployment behind Firewall		■	Highly secure
Application training and on-going support	■		Less training
Extension of existing conference room equipment and usage		■	
Meeting Setup			
Advance scheduling and notification required	■		
Dialing the phone automatically sets up content sharing		■	No setup time
All locations must login from computer and download application	■		
Usage			
Easiest mode is to upload presentations to share static images	■		
Easy to share any live computer screen content instantly		■	Live content with complete control
Scales to large audiences	■		
Designed for typical conference call groups		■	
Electronic collaboration features - polling, chat, etc.	■		
Easy to switch applications and presenters on the fly		■	
Presenter maintains complete control of content		■	

What is Qsx?

The Polycom Qsx system allows users to instantly share a live view of a computer screen with remote locations simply by dialing a Polycom conference phone. It's an easy and secure screen sharing solution that anyone can use.

With Qsx, there's no need to learn new applications, upload documents, pay monthly service fees, or pre-schedule.

It's Voice+Content™ without any of the usual hassles.

Products

The Qsx 300 allows for direct connection to the SoundStation VTX 1000™ and content sharing at the push of a soft key on the phone console. The SoundStation VTX 1000 must have software release 1.6 or higher in order for this solution to work without the Qsx Content Controller.



The Qsx 400 is perfect for any of Polycom's wired, analog conference phones including VoiceStation™ 100, original SoundStation® and SoundStation Premier®, SoundStation2™, and SoundStation VTX 1000 (must be at software release 1.6 or higher). Simply push the share button on the Content Controller for Voice+Content.



Qsx does not support SoundStation IP, SoundStation Premier 500D/550D, and SoundStation2W™ at this time.

© 2005 Polycom, Inc. All rights reserved.
Polycom, the Polycom logo, SoundStation and SoundStation Premier are registered trademarks and Qsx, VoiceStation, SoundStation2, SoundStation2W and SoundStation VTX 1000 are trademarks of Polycom, Inc. in the U.S. and various countries. All other trademarks are the property of their respective companies. Specifications are subject to change without notice.



www.polycom.com

Polycom Headquarters: 4750 Willow Road, Pleasanton, CA 94588 (T) 1.800.POLYCOM (765.9266) for North America only. For North America, Latin America and Caribbean (T) +1.925.924.6000, (F) +1.925.924.6100

Polycom EMEA: 270 Bath Road, Slough, Berkshire SL1 4DX, (T) +44 (0)1753 723000, (F) +44 (0)1753 723010

Polycom Asia Pacific: Polycom Hong Kong Ltd., Rm 1101 MassMutual Tower, 38 Gloucester Road, Wanchai, Hong Kong, (T) +852.2861.3113, (F)+852.2866.8028

Rev. 3/05

